

Mega Container-Lashing ***Mega Container-Awning***

Mega Strap
Woven Polyester
Strapping

Mega Strap
Polyester Composite
Strapping

Mega Lash
Load restraint
systems

Mega Paper
Dunnage Bags

Mega PP Woven
Dunnage Bags

Mega Container-
Lashings

Mega Container-
Awnings

Mega Edge
Protectors

Mega Metal Wire
Buckles

Mega Load
Securing Buckles



Mega Container- ***Lashing***



Mega Container- ***Awning***

Our Container Lashing / Awning Systems are the perfect solution for fast and cost effective load securing of containerised cargo.

- A superior alternative to costly time consuming wooden dunnage.***
- Eliminates cargo damage.***
- Safe and easy to apply.***

Because the optimal lashing to be used highly depends on the applications and local conditions, our team of international experts will be pleased to assist and advise you on the appropriate products for your application.

Application instruction for **Mega Container-Lashing**



1 Use the hooks to attach the horizontal belts to the inner lashing points of both inner walls of the container (1-2 feet inside the container). Total 4 belts, each with one hook.



2 Pull out the loose ends of the belts, and hang them over each of the respective container doors, to allow loading of the container.



3 Load the container.



4 Fasten the loose ends of the belts inside the buckles, and tighten them with the tensioner.



5 Your goods are now secured against shifting, dumping and falling.

If you have opted for the container lashing that includes a VERTICAL cord: Attach the vertical cord from the middle top of the container to the middle bottom of the container, and loop the horizontal cord through the "eye" on the vertical cord. Use the tensioner to tighten the belts.


Application instruction for **Mega Container-Awning**



1 Use the hooks to attach the horizontal belts to the inner lashing points of both inner walls of the container (1-2 feet inside the container). Total 4 belts, each with one hook.



2 Pull out the loose ends of the belts, and hang them over each of the respective container doors, to allow loading of the container.




3 Load the container.




4 To bring in the awning fix the belts to the 4 cam buckles and tension slightly.



5 The belts to be diagonally connected with a metal buckle and to be tensioned with the tensioner.



6 Your goods are now secured against shifting, dumping and falling.



Mega Fortris (Europe) Aps Ltd
Aa. Louis-Hansens Allé 4, DK-3060 Espergærde, Denmark
Tel : +45 7023 0104 Fax : +45 4912 2474

Mega Fortris, Box 1020, SE-251 10 Helsingborg, Sweden.
Tel : +46 (0) 42 300 9250 Fax : +46 (0) 42 300 9240

www.megafortris.com

PREVENTION PROTECTION PEACE OF MIND